

Actual
Material Certificates
and Certificate of Conformance
supplied as standard to
EN 10204:2004 3.1

Type 2030 Series Digital Sanitary Gauge



At last, a multi-functional sanitary gauge from the experts in pressure measurement.

The new Ashcroft® sanitary digital gauge saves money, time and space. Now, one digital pressure gauge can replace three instruments... a mechanical pressure gauge, a transducer and a switch! Save space, installation costs and the cost of additional instruments and pipe cut-outs.

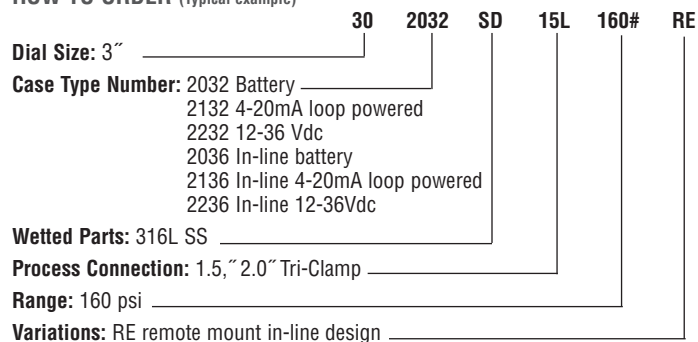
Industry Leading Features Include:

- 4/20 mA Output
- (1) or (2) SPDT Switches
- .25% F.S. Terminal Point Accuracy (.13 BFSL)
- IP 65 Weatherproof Case Suitable For Wash Downs
- Extra Large Display
- Easy-to-Use Password Protected Menu With:
 - 5 Backlite Display Options
 - 12 Engineering Units
 - Menu Configure Feature
 - Update Rate
 - Dampen Rate
 - Auto-Off
- Material Traceability Certification to EN 10204: 2004 3.1

The new Ashcroft® sanitary digital gauge has been designed to monitor pressures in critical pharmaceutical, biotech or food processing applications when a Tri-Clamp® type of connection is required. These gauges can be cleaned and steamed in place (CIP/SIP) and meet ASME B40.7. When there are requirements for a remote-mount digital sanitary gauge and temperature error is a concern, the unique Ashcroft Type 2030 series is offered with an optional remote-mount design. This unique design eliminates additional temperature error caused by conventional capillary between the gauge and seal. These digital sanitary gauges come standard with material traceability certification to EN 10204: 2004 3.1

Tri-Clamp® is a registered trademark of Alfa Laval Inc.

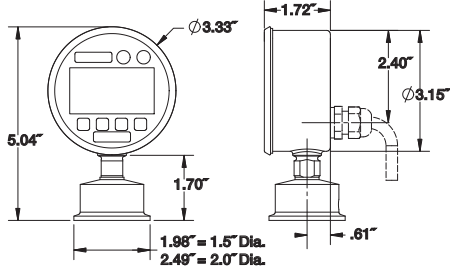
HOW TO ORDER (Typical example)



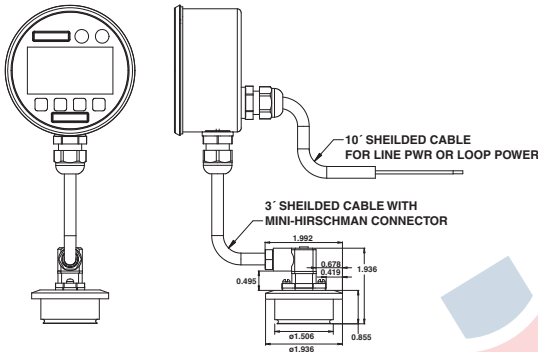
Type 2030 Series Digital Sanitary Gauge

DIMENSIONS

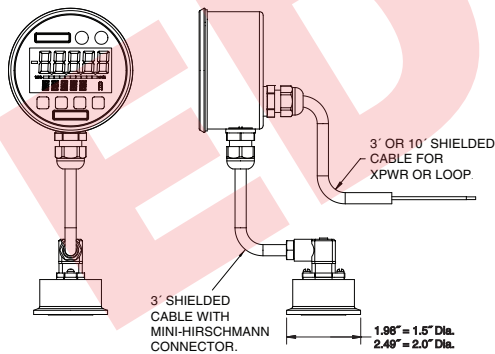
Types 2032, 2132 or 2232 with 1½" or 2" diameter seal



Types 2136 or 2236 with remote seal (XRE variation)



Types 2132 or 2232 with remote seal (XRE variation)



RANGES

psi	in. Hg (vacuum)	Comp. (psi)	mmHg (pressure)	in. Hg (pressure)	in. H ₂ O	mBar	ft. H ₂ O	mPa	kPa	Bar/ KSC
15	30	-15/0/15	800	30	400	1000	60	1	100	1
30		-15/0/30	1000	60	800	1500	160	1.6	160	1.6
60		-15/0/60	2000	100	1000	2000	200	2.5	250	2.5
100		-15/0/100	3000	160		2500	300	4	400	4
160			5000	200		4000	400	6	600	6
200			10,000	300		5000	600	10	1000	10
300				400		6000	1000	16	1600	16
600				600		10,000		25	2500	25
800				800		15,000		40	4000	40
1000						20,000		60	6000	60

ISO 9001
REGISTERED FIRM

BULLETIN DSG-1

All specifications are subject to change without notice.
All sales subject to standard terms and conditions.
© Ashcroft Inc. 2009 09/09

SPECIFICATIONS

Type	Conventional Tri-Clamp[®]: 2032 (battery), 2132 ⁽¹⁾ (4-20mA), 2232 ⁽¹⁾ (line) In-line Tri-Clamp[®]: 2036 (battery), 2136 (4-20mA), 2232 (line)
Accuracy: Terminal Point	
Full Scale	.25% F.S. Accuracy:
Case Size	3"
Case Material/Finish	(3') 300 Series SS, Electropolished
Case Enclosure Rating	Weatherproof, IP65, NEMA 4
Wetted Parts	316 SS
Tri-Clamp Connection	Direct, in-line 1½", 2", Ashcroft remote in-line (XRE),
Seal Surface Finish	12-20Ra
Connection Location	Lower
Ranges	15 psi thru 1,000 psi including metric, compound & vac
Process Temp. Limits⁽²⁾	14°F / 275°F (-10°C / 135°C) to withstand clean in place (CIP) & steam in place (SIP)
Ambient Temp. Limits⁽³⁾	14°F / 140°F (-10°C / 60°C)
Temperature Error	± .22% per 10°F, (12°F) (Span and Zero shift can be eliminated by rezeroing the gauge at operating temperatures. <i>Temperatures must be within process temperature limits</i>)
Storage Temperature	-4°F / 158°F (-20°C / 70°C)
Overrange Pressure	2x range of gauge
DISPLAY	
Type	LCD
Display Digits	5 Digits
Character Height	.60"
Backlite	Off By Default
Bar Graph	Yes
Battery Life	1000 Hrs., Battery Life Indicator - standard
Agency Approvals	CE (excludes XRE variation) Material Traceability Certification to EN 10204: 2004 3.1 standard

KEYPAD FUNCTIONS

On/Off	Manually Turns Unit On & Off (auto off options in menu)
Zero/Clear	Zeros Display or Clears Min/Max Values When Displayed
Min/Max Arrow Key	Stores Min & Max Values, Arrow Key allows for scrolling thru Menu items
Menu	Allows for changes to default settings (See Below)
Backlite (optional) Arrow Key	Manually Turns Backlite On & Off (auto off options in menu), Arrow Key allows for scrolling thru Menu items
Enter	Selects Items In the Menu

MENU MODE

Engineering Units (Units)	Allows Scrolling Through Menu To Select Available Options 10 units of measurement are available psi, in. h ₂ O with 3 temp. options: 20°C, 60°F, 4°C*, mmHg, ft. h ₂ O, mPa, kPa, kg/cm ₂ & bar
Configuration Mode(Config)	Allows for changes to default settings of gauge
Bar Graph (Graph)	Allows for adjustment of bargraph & 4-20(optional feature)
Auto Off (Off)	Allows for changes to auto off of gauge 5 Options:, 30 Min., 10 Min., 5 Min., 2 Min., Never
Update Rate (Update)	4 Options: 100mili-sec, 1sec, 500mili-sec, 200mili-sec,
Dampening (Damp)	6 Options: None, Average 8, 6, 4, 2 times per 100ms
Backlite Lit (optional)	5 options: NEVER, 10 sec, 30, sec, 1 min, 5 min.

Zero Disable	Zero "lockout" feature
Field Recalibration	Zero, Span & Midscale (password protected)
Calibration	Allows for recalibration of zero & span (includes factory default calibration)

OPTIONS

4-20mA Display	
Line Powered	12-36 Vdc
Switching	(XU1 code) (1) or (XU@ code) (2) SPDT switches, (requires line power), (max. contact 30Vdc, 1 amp, 125Vac, .5Amp) Switches adjustable to 100% of range
Remote Mount Seal	(RE code) standard with 10' shielded cable

Notes (1) 3' shielded cable standard
(2) Rezero gauge often after exposure to elevated temperatures and use.
(3) The 2030 Series Digital Gauge is not suitable for an autoclave.

Ashcroft Inc., 250 East Main Street, Stratford, CT 06614 USA
Tel: 203-378-8281 • Fax: 203-385-0408
email: info@ashcroft.com • www.ashcroft.com