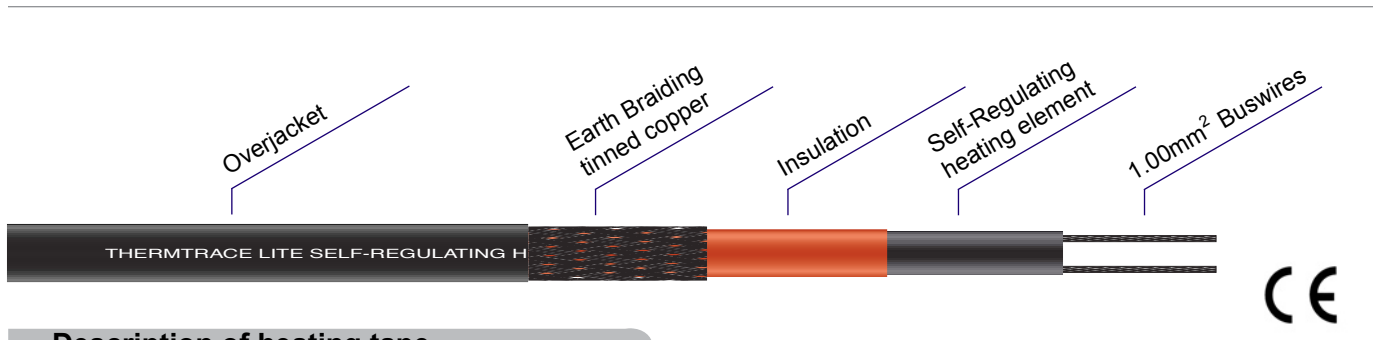


ThermTrace® Lite (TTL) Self-Regulating parallel heating tape

up to 85°C



Description of heating tape

- Self-regulating
- 4 power output ranges
- Cut-to-length

Applications:

ThermTrace® Lite is a construction / light industrial grade self-regulating heating tape that may be used for freeze protection, or low temperature maintenance of pipework and vessels.

Function:

Self-regulating heating tapes consist of two parallel buswires, embedded in a semi-conductive self-regulating matrix. This means that the heating cable automatically responds to changes in ambient conditions.

With increase in temperature, the synthetic material expands by molecular force, and the connections between the carbon particles diminish, reducing the load. Conversely, as the temperature decreases, the load increases as the connections between the carbon particles increases accordingly.

Thus, the heating power varies according to the temperature of the surface the heating tape is applied to.

Self-regulating heating tapes will not overheat or burnout - even when overlapped.

Technical Data:

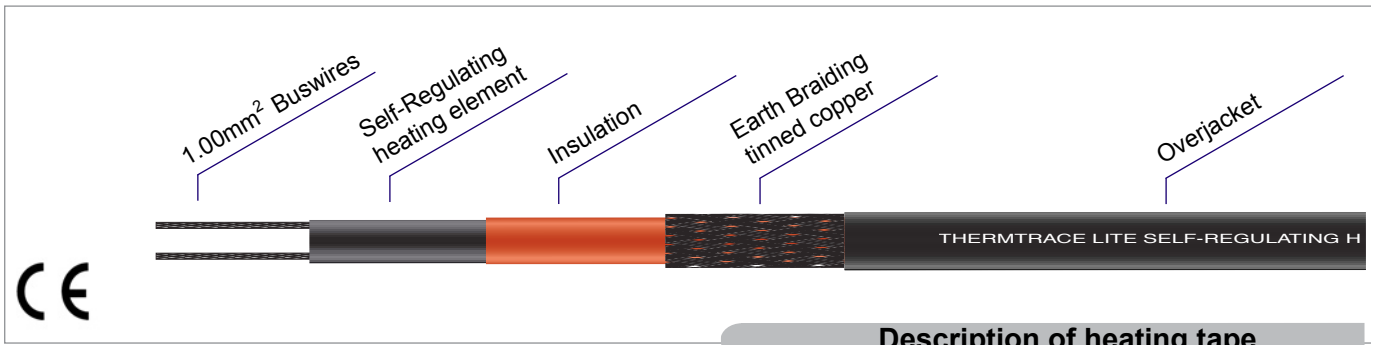
Maximum exposure temperature (unpowered) Intermittent, 1000 cumulative hours	85°C
Maximum operating temperature (powered)	65°C
Nominal voltage	230V
Minimum bending radius	25mm
Minimum installation temperature	-30°C
Maximum resistance of braid	18 Ohms/km
Waterproof bonded insulation	optional

Name	Power Output on Insulated Metal Pipes at 5°C (W/m)	Maximum Permissible Temperatures powered (°C) unpowered (°C)		Earth Braid Description	Nominal Dimensions (mm)	Nominal Weight (kg/100m)
12TTL-2-BO	12	65	85	tinned copper	10.5 x 6.0	10
12TTL-2-BOT	12	65	85	tinned copper	10.5 x 6.0	10
17TTL-2-BO	17	65	85	tinned copper	10.5 x 6.0	10
17TTL-2-BOT	17	65	85	tinned copper	10.5 x 6.0	10
23TTL-2-BO	23	65	85	tinned copper	10.5 x 6.0	10
23TTL-2-BOT	23	65	85	tinned copper	10.5 x 6.0	10
28TTL-2-BO	28	65	85	tinned copper	10.5 x 6.0	10
28TTL-2-BOT	28	65	85	tinned copper	10.5 x 6.0	10

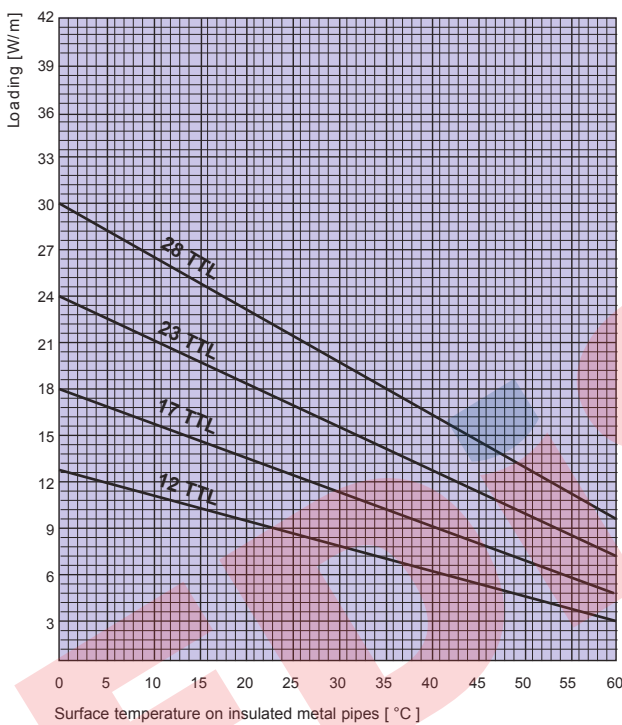
BO: Braid and thermoplastic overjacket
BOT: Braid and fluoropolymer overjacket

up to 85°C

ThermTrace® Lite (TTL) Self-Regulating parallel heating tape



Temperature/Loading diagram TTL



TTL exposure up to 85°C

Catalogue Reference	Circuit Breaker	Start up Temperature			
		+10°C	0°C	-15°C	-25°C
12TTL	10A	118m	109m	90m	79m
	16A	154m	154m	139m	118m
17TTL	10A	104m	95m	78m	70m
	16A	139m	139m	122m	113m
23TTL	10A	79m	73m	62m	57m
	16A	116m	113m	97m	89m
28TTL	10A	60m	51m	45m	42m
	16A	100m	86m	72m	65m

Maximum recommended length of heating circuit at 230VAC using Type-C circuit breakers.

Approval Details



Product Ordering Information

Power Output TTL-Voltage-Overjacket

Example 23W/m@5°C with tinned copper braiding and flouropolymer overjacket (230V):

23 TTL-2-BOT

Example 17 W/m@5°C with insulation (115V)

17 TTL-1

BO: tinned copper braiding and thermoplastic overjacket
BOT: tinned copper braiding and fluoropolymer overjacket

