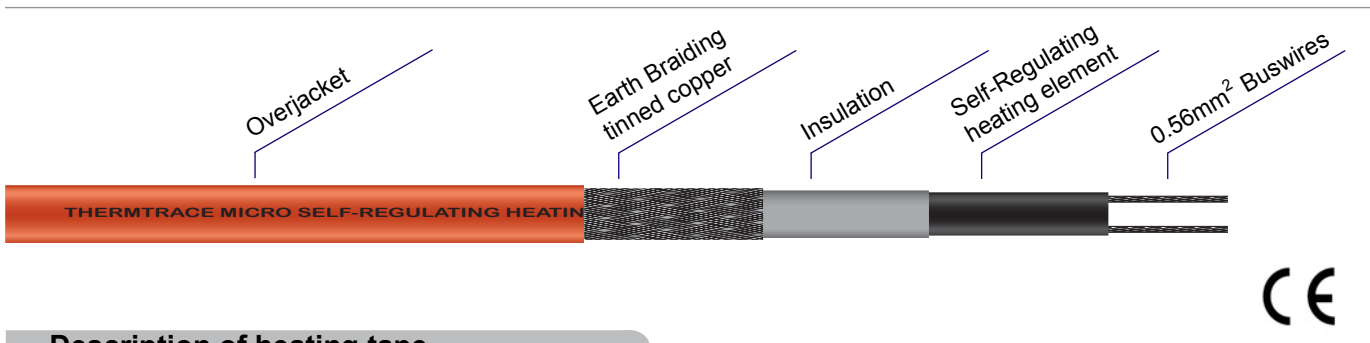


ThermTrace[®] Micro (TTM) Self-Regulating parallel heating tape

up to 65°C



Description of heating tape

- Self-regulating
- 3 power output ranges
- Cut-to-length

Applications:

ThermTrace[®]Micro is a light construction grade self-regulating heating tape that may be used for freeze protection, or low temperature maintenance of pipework and vessels.

Function:

Self-regulating heating tapes consist of two parallel buswires, embedded in a semi-conductive self-regulating matrix. This means that the heating cable automatically responds to changes in ambient conditions.

With increase in temperature, the synthetic material expands by molecular force, and the connections between the carbon particles diminish, reducing the load. Conversely, as the temperature decreases, the load increases as the connections between the carbon particles increases accordingly.

Thus, the heating power varies according to the temperature of the surface the heating tape is applied to.

Self-regulating heating tapes will not overheat or burnout - even when overlapped.

Technical Data:

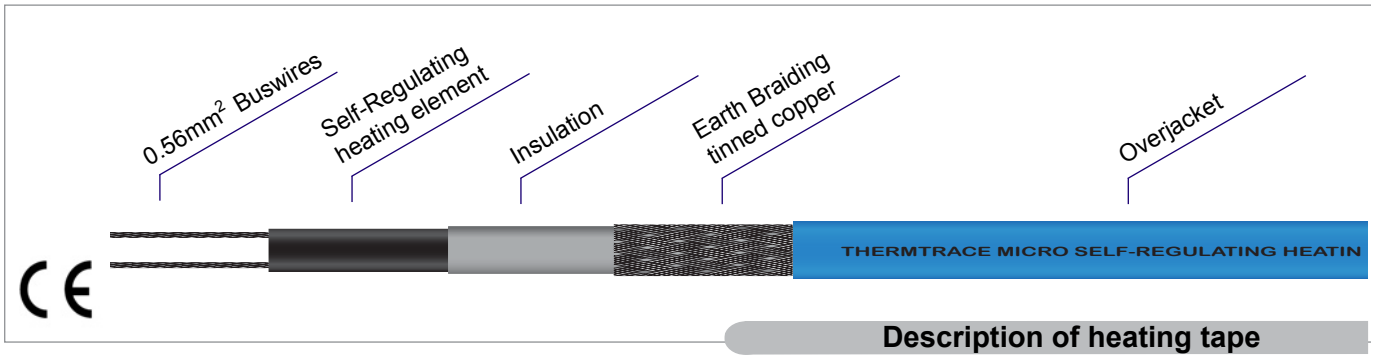
Maximum temperature	65°C	
Nominal voltage	230V (115V available to order)	
Minimum bending radius	TTM-BO	35mm
	TTM-BOT	35mm
Minimum installation temperature	-30°C	
Moisture protected	Yes	

Name	Power Output On Insulated Metal Pipes at 5°C (W/m)	Maximum Permissible Temperature (°C)	Earth Braid Description	Nominal Dimensions (mm)	Nominal Weight kg/100m
11TTM-2-BO	11	65	tinned copper	7.9 x 5.6	7
11TTM-2-BOT	11	65	tinned copper	7.9 x 5.6	7
17TTM-2-BO	17	65	tinned copper	7.9 x 5.6	7
17TTM-2-BOT	17	65	tinned copper	7.9 x 5.6	7
20TTM-2-BO	20	65	tinned copper	7.9 x 5.6	7
20TTM-2-BOT	20	65	tinned copper	7.9 x 5.6	7

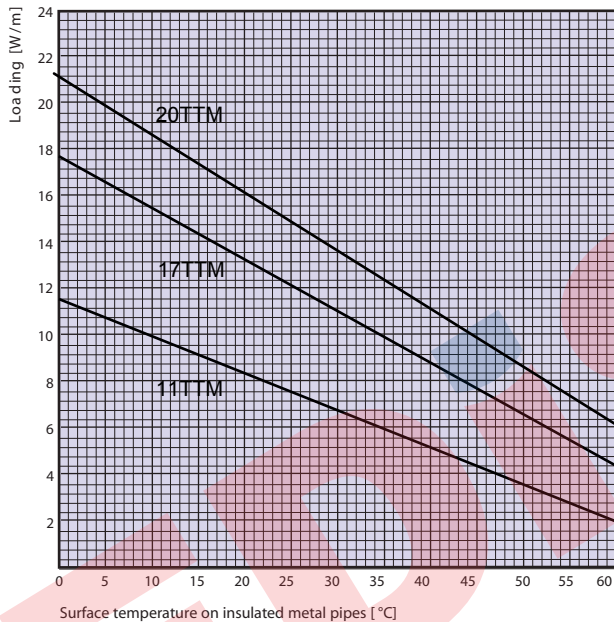
BO: Braid and thermoplastic overjacket
BOT: Braid and fluoropolymer overjacket

up to 65°C

ThermTrace® Micro (TTM) Self-Regulating parallel heating tape



Temperature/Loading diagram TTM

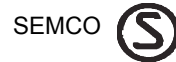


Maximum recommended length of heating circuit at 230VAC using Type-C circuit breakers:

Product Reference	Circuit Breaker	Start up Temperature		
		+10°C	0°C	-20°C
11TTM	10A	100m*	95m	77m
17TTM	10A	72m	66m	52m
20TTM	10A	60m	58m	41m

* 60m maximum heating circuit for use inside drinking water pipelines (11TTM-2-BOT)

Approval Details



Product Ordering Information

Power Output TTM-Voltage-Overjacket

Example 11W/m @ 5°C with tinned copper braiding and flouropolymer overjacket (230V):

11 TTM-2-BOT

Example 17 W/m @ 5°C with insulation (115V)

17 TTM-1

BO: tinned copper braiding and thermoplastic overjacket
BOT: tinned copper braiding and fluoropolymer overjacket

